

IKA[®]

Calorimeters



designed
for scientists

A breakthrough in the history of calorimetry!

Our new IKA® calorimeter C 1 represents a giant leap forward in the development of oxygen bomb calorimeters and sets a new standard for the future.

The C 1 calorimeter possesses a high degree of automation while maintaining the smallest footprint on the market, thus changing how calorimeters will be viewed and operated in the future. The C 1 is a calorimeter with a static jacket. The analysis of the temperature readings is done through the well known correction calculation of classical isoperibol calorimeters according to Regnault Pfaundler. A light attachable combustion chamber has replaced the traditional heavy screw threaded decomposition vessel. The C 6000 global standards and C 6000 isoperibol calorimeters follow the traditional calorimetric approach similar to our globally approved C 5000 and C 2000 calorimeter models.

Each calorimeter can be operated through a user panel and with our dedicated calorimeter software Calwin C 6040. This software opens up further features in data handling with Microsoft SQL, XML, LIMS and correction calculations that follow many globally used calorimeter standards.

2 Year warranty*

* 1+1 years after registering at www.ika.com/register, wearing parts excluded

Validation according to DIN EN 61010

CE | TÜV



C 1 Calorimeter



The traditional heavy screw threaded bomb has been replaced by a **light combustion chamber**



Automatic oxygen filling, venting and flushing



Operates with a chiller (RC 2 basic)



Interfaces for PC (USB-B), printer (serial interface), balance (serial interface)



Automatic ignition with fixed ignition wire as well as ignition energy determination for each experiment



Automatic water filling and draining

Ident. No.	Price	Name	Description	Ident. No.
10001059	\$ 17,996.-	Package 1/10	C 1	3825000
			RC 2 basic	4171001



IKA+
The world's smallest calorimeter!



The oxygen bomb calorimeter C 1 is a little giant that sets new standards for the industry. The C 1 represents the smallest static jacket (Regnault-Pfaundler) calorimeter in the world. IKA® has combined modern technology with unique automation to provide the user with a never before seen experience in the world of oxygen bomb calorimeter and is defining the future for this technology.

C 6000 global standards | isoperibol



Easy and convenient touch screen operation



SD Card slot for additional data management



Ethernet interface for data management via FTP Server



Decomposition vessel with spherical top, better heat transfer, shorter measurements times

Ident. No.	Price	Name	Description	Ident. No.
10001060	\$ 31,892.-	Package 1/10	C 6000 global standards C 6010 RC 2 basic	20001717 3770000 4171001
10001061	\$ 35,724.-	Package 1/12	C 6000 global standards C 6012 RC 2 basic	20001717 4504000 4171001
8804301	\$ 27,152.-	Package 2/10	C 6000 global standards C 6010	20001717 3770001
8804401	\$ 30,216.-	Package 2/12	C 6000 global standards C 6012	20001717 4504000
10001062	\$ 29,767.-	Package 1/10	C 6000 isoperibol C 6010 RC 2 basic	20001718 3770000 4171001
10001063	\$ 33,599.-	Package 1/12	C 6000 isoperibol C 6012 RC 2 basic	20001718 4504000 4171001
8804701	\$ 25,027.-	Package 2/10	C 6000 isoperibol C 6010	20001718 3770000
804801	\$ 28,091.-	Package 2/12	C 6000 isoperibol C 6012	20001718 4504000



Software provides control chart view and correction calculation of globally used standards



RFID technology used for decomposition vessel identification



Easy bomb preparation due to new "turned around" crucible holder technology



The C 6000 global standards offers a fast dynamic method, the classical adiabatic as well as isoperibol measurement modes. The C 6000 isoperibol offers the same advantages and features, with the exception of the adiabatic measurement mode.

IKA+

The classical & traditional design with advanced technology!

The software is handled through a TFT touch screen which provides many new features that make the daily operation easier and more comfortable. These units also possess a number of modern interfaces which allow connection to a balance, a network, a PC, printers or a PC mouse.

C 200 Calorimeter

The **C 200** compact semi-automated combustion calorimeter is used for determining the calorific value of liquid and solid samples. Suitable for teaching and training (e.g. technical schools, universities) and for industrial laboratories with low number of samples.



GOST-certified



User-friendly software C 6040 CalWin for controlling the calorimeter (accessory)



Powered with low operating voltage 24 V DC



Automatic precise filling of inner vessel



Description	Ident. No.
C 200	8802501
C 200 halogen resistant	8803700



AOD 1 Decomposition system



Pressure vessel of high-corrosion resistant alloy



Control standards for Chlorine, Sulfur, included in delivery (AOD 1.11); for Fluorine and Bromine available as accessory



The **AOD** principle is based on the bomb method as per DIN / EN 14582, "Characterisation of waste - Halogen and sulphur content" and DIN 51727, "Testing of solid fuels - Determination of chlorine content" amongst others.

The AOD 1 Decomposition system consists of:
 AOD 1.1 Decomposition vessel
 C 48 Oxygen station
 AOD 1.2 External ignition unit
 AOD 1.11 Control standard (50 ml)

Description	Ident. No.
AOD 1 Decomposition system	8801300



Calorimeters | Technical data



C 1



C 6000 isoperibol | C 6000 global standards



C 1



C 6000 isoperibol | C 6000 global standards

Technical data

Maximum energy input	40,000 J
Resolution of temperature sensor PT 1000	0.0001
Power ON-time	100 %
Operating oxygen pressure	30 bar
Display	TFT
Multifunctional push & turn dial	yes
Measuring modes / RSD (NIST Benzoic acid 39j)	Static jacket (Regnault Pfaundler) 0.15 %
Measurements per hour	Isoperibol (Regnault Pfaundler) 4
Jacket control	static, dry
Start temperature settings	2 possible settings: 22 °C or 30 °C
Operator time	< 1 min
Number of decomposition vessel per unit	up to 2
Halogen resistant and catalytic activated vessels available?	on request
Decomposition vessel ID	manual

Maximum energy input	40,000 J
Resolution of temperature sensor PT 1000	0.0001
Power ON-time	100 %
Operating oxygen pressure	30 bar
Display	TFT with touch screen
Multifunctional push & turn dial	–
Measuring modes / RSD (NIST Benzoic acid 39j)	Adiabatic (Only global standards) 0.05 % Isoperibol (Regnault Pfaundler) 0.05 % Dynamic 0.15 %
Measurements per hour	Adiabatic (Only global standards) 5 isoperibol (Regnault Pfaundler) 4 Dynamic 6
Jacket control	controlled, water
Start temperature settings	3 possible settings: 22 °C, 25 °C, 30 °C
Operator time	< 1 min
Number of decomposition vessel per unit	up to 4
Halogen resistant and catalytic activated vessels available?	yes
Decomposition vessel ID	automatic (RFID)

Interfaces

PC	–
Printer	9 pin (M) RS 232 serial
Balance	9 pin (M) RS 232 serial
Ethernet	–
SD-Card	–
Sample rack	–

Automatic functions

Automatic oxygen filling / venting / flushing	yes
Automatic water filling / drain	yes
Automatic ignition and ignition energy determination for each experiment	yes

Operated with RC 2 basic

Cooling medium temperature min.	18 °C
Cooling medium temperature max.	29 °C
Cooling medium permissible operating pressure	1.5 bar
Cooling medium	tap water
Type of cooling	flow
Flow rate min.	50 l/h
Flow rate max.	60 l/h

General data

Languages	D, E, Fr, Sp, Chi, Rus, Pol, I
Dimensions opened (W x D x H)	290 x 350 x 400 mm
Dimensions closed (W x D x H)	290 x 350 x 270 mm
Weight	15 kg
Ambient temperature	20 – 25 °C
Ambient humidity	80%
Voltage	100 – 240 V
Frequency	50/60 Hz
Power Input max.	150 W
DC Voltage	24 V

Price

For packages and prices, see page 4

Structured capabilities of connections on backside of the C 1 and C 6000.



9 pin (M) RS 232 serial
USB-B
9 pin (M) RS 232 serial
yes (network printer)
yes
yes
yes
yes
yes

12 °C
27 °C
1.5 bar
tap water
flow
60 l/h
70 l/h

D, E, Fr, Sp, Chi, Rus, Pol, I
500 x 450 x 620 mm
500 x 450 x 420 mm
35 kg
20 – 25 °C
80%
200 – 240 V
50/60 Hz
2000 W
–

For packages and prices, see page 6



C 200	
Technical data	
Maximum energy input	40,000 J
Resolution of the temperature sensor	0.0001
Power ON-time	continuous operation
Operating oxygen pressure	–
Measuring modes / Measurements per hour	Isoperibol 3 Dynamic 5 Manual (Isoperibol) 3 Time-controlled 4
Start temperature settings	18 – 25 °C
RSD (using NIST benzoic acid 39)	Isoperibol 0.1 % Dynamic 0.1 % Manual (Isoperibol) 0.1 % Time-controlled 0.1 %
Number of decomposition vessel per unit	up to 4
General data	
Dimensions (W x D x H)	400 x 400 x 400 mm
Weight	21 kg
Ambient temperature	20 – 25 °C (constant)
Ambient humidity	80 %
Protection class according to DIN EN 60529	IP 21
Price	\$ 16,335.- \$ 23,051.-
	C 200: Ident. No. 8802501
	C 200 h: Ident. No. 8803701



AOD 1 decomposition system	
Technical data	
Decomposition time	< 3 min
Max. operating temperature	50 °C
Max. operating pressure	195 bar
Volume of decomposition vessel	210 ml
Oxygen pressure	30 bar
Price	\$ 9,879.-
	AOD 1: Ident. No. 8801300



C 1 & C 6000 | Chiller RC 2 basic

The RC basic cooling temperature control instruments are designed to cool external analysis devices quickly and efficiently. The chillers offer short cooling times at a temperature stability of ± 0.1 K and a working temperature range of -20 °C to room temperature.



RC 2 basic	
Temperature	Cooling output
+ 20 °C	400 W
+ 10 °C	370 W
0 °C	320 W
- 10 °C	240 W
- 20 °C	130 W



Application example

The RC 2 recirculating chillers are ideal for cooling external analysis devices such as laboratory reactors, calorimeters, incubation shakers or rotary evaporators.

The illustration shows the RC 2 basic recirculating chiller connected to the IKA® C 1 calorimeter.



Technical data	
Appliance type	recirculating chiller
Safety class	I (FL)
Cooling capacity at 20 °C	400 W
Heater capacity (230 / 115 V)	—
Temperature range	-20 °C – RT
Temperature display	LED
Temperature stability DIN 12876	± 0.1 K
Bath volume range	1.5 – 4 l
Max. flow rate (at 0 bar)	18 l/min
Max. pump pressure	0.3 bar
Min. suction pressure	0.2 bar
Dimensions (W x D x H)	220 x 475 x 525 mm
Permissible ambient temperature	5 – 32 °C
Permissible relative moisture	80%
Protection class acc. to DIN EN 60529	IP 21
USB / RS 232 interface	yes
Price	\$ 2,529.-
	Ident. No. 4171001

IKA® Pilotina | Universal 2 in 1 mill for dry products



IKA® offers solutions for the sample preparation process before determination in the calorimeter. For example the universal mill IKA® Pilotina MU for coal and wood samples.



IKA® Pilotina MU The universal 2 in 1 mill for dry products

Your advantages: one machine, two milling principles, all this without making any compromises with regards to disintegration quality.

IKA® Pilotina MC* The cutting mill system

The dry mill IKA® Pilotina MC is the pre-eminent choice for the disintegration of smooth, sticky, elastic or fibrous materials such as parts of plants, plastics, food pellets and much more.

IKA® Pilotina MI* The impact milling system

The dry mill IKA® Pilotina MI is the foremost option for the disintegration of hard and brittle materials e.g. coal, glass, ore and/or seeds.

Technical data	IKA® Pilotina MU	IKA® Pilotina MC	IKA® Pilotina MI
Motor power	3 kW	1.5 kW	1.5 kW
Speed range	1,500 – 4,500 rpm	1,500 rpm	3,000 rpm
Capacity (depending on the final fineness)	approx. 60 – 80 kg/h	approx. 60 kg/h	approx. 80 kg/h
Circumferential speed	9 – 34 m/s	9 m/s	22 m/s
Dimensions (L x W x H)	495 x 830 x 740 mm	495 x 830 x 670 mm	495 x 660 x 740 mm
Weight, approx.	80 kg	70 kg	70 kg
	Ident. No. U105421	Ident. No. U106466	Ident. No. U106465

* Mounting example on the basis of Pilotina MU



C 1 & C 6000 | Accessories and consumables



C 1 Accessories and consumables

Name	Description	Ident. No.	Price
1 C 1.50	Dot matrix printer	4500600	\$ 197.-
2 C 1.10	Combustion chamber, standard combustion chamber, upper and lower part	4500300	on request
C 1.30	Venting station, to vent the combustion gases in a controlled manner into an absorption solution for further analysis	4500900	on request
3 C 1.1012	Organizer	4500700	on request
4 C 1.101	Set of spare partes, approximately 1000 experiments. Contains standard consumables, wearing parts for the C 1 calorimeter series and the combustion chamber C 1.10 for approximately 1000 experiments.	4502200	\$ 501.-

C 6000 Accessories and consumables

Name	Description	Ident. No.	Price
1 C 1.50	Dot matrix printer	4500600	\$ 1,788.-
5 C 6010	Decomposition vessel, standard	3770000	\$ 3,199.-
6 C 6012	Decomposition vessel, halogen resistant	4504000	\$ 6,078.-
C 6030	Venting station	4504100	on request
7 C 60.1012	Organizer	4504200	\$ 263.-
C 6000.10	Set of spare parts, approx. 1000 experiments	4504300	\$ 1,269.-
C 6000.12	Set of spare parts, approx. 1000 experiments	4504400	\$ 2,986.-

IKA®+

The halogen resistant decomposition vessels C 5012, C 6012 and C 7012 are equipped with a catalytically active surface, which enhances the on-going reactions during the combustion. As a result, higher recovery rates for halogens and sulfur are achieved.

IKA®+

To get customized and additional accessories, please visit www.ika.com/service

Calorimeters | Accessories

C 200 accessories

Name	Description	Ident. No.	Price
C 248	Oxygen station	3520000	\$ 2,603.-
8 C 200.1	Measuring cup, 2000 ml	3548900	\$ 61.-
C 200.2	Conversion kit for C 5012	4028800	\$ 231.-

C 200, C 2000, C 5000 accessories

Name	Description	Ident. No.	Price
C 5010	Decomposition vessel, standard	7114000	\$ 3,306.-
C 5012	Decomposition vessel, halogen resistant	7215000	\$ 5,503.-
C 5030	Venting station	7198000	\$ 2,169.-
9 C 5010.4	Attachment for combustible crucible C 14	3016900	\$ 207.-
C 26	Prep stand	8804000	\$ 807.-

C 2000, C 5000, C 6000 accessories

Name	Description	Ident. No.	Price
10 C 5020	Sample rack	7145000	\$ 212.-

C 1, C 2000, C 6000 accessories

Name	Description	Ident. No.	Price
C 25	Pressure regulating valve	3197200	\$ 2,603.-

Accessories for all Calorimeters

Name	Description	Ident. No.	Price
16 C 27	Calorimeter preparation set	4579700	on request
17 C 29	Pressure gauge, oxygen	L004944	\$ 1,529.-
18 C 21	Pelleting press	1605300	\$ 2,201.-
19 C 5010.8	Crucible holder, small	4579800	\$ 205.-
15 C 5010.5	Crucible holder, big	3055900	\$ 157.-

AOD 1 Decomposition system | Accessories



Protective device AOD 1.3

As per Pressure Vessel Directive 97 / 23 / EC (not included with delivery)



Oxygen filling station C 48

For filling decomposition vessel with oxygen, 30 bar

Important information:

If protective device AOD 1.3 is not used, an AOD 1.13 remote ignition head is required.



Venting station C 7030

With DIN 12596 gas wash bottle, for gas absorption (not included with delivery)



Control standard AOD 1.11

For sulfur and chlorine (more information on page 21)



Decomposition vessel AOD 1.1

High-alloy, halogen-resistant stainless steel



External ignition unit AOD 1.2

Ignition triggered by pressing the Ignite button
Cable length: 5 m

Name	Description	Ident. No.	Price
AOD 1.1	Decomposition vessel	3303000	\$ 14,087.-
AOD 1.2	External ignition unit	3348000	\$ 3,994.-
AOD 1.3	Protective device	3308000	\$ 4,886.-
AOD 1.13	Remote ignition head (required where AOD 1.3 is not used)	3348100	\$ 1,626.-

Sample Analysis!



Send us your sample and we will process and analyze it for you within 48 hours!

Send your sample with a data sheet to:
IKA®-Werke GmbH & Co. KG,
Janke & Kunkel-Str. 10, 79219 Staufen, Germany.

Data sheet download: www.ika.com/application

Calorimeters | Software



Data management with Microsoft SQL Server 2008 R2 possible



Library and grouping functions with extended data filtering options



Clearly arranged layout of all measurements, results, and connected calorimeters on one screen



Correction calculations to obtain the net calorific value according to various ISO, ASTM, DIN, GB, GOST standards



Printing and saving calibration protocols with control chart view



Data transfer to XLS- and CSV-format



Ident. No. 4040500

Price: \$ 3,103.-

Modern Calorimetry requires modern Data handling...

Calwin C 6040 - PC control and evaluation software for the IKA® calorimeters.

The new IKA® calorimeter software Calwin C 6040 follows in the footsteps of our Calwin C 5040 with a vast array of modern solutions, ideas and possibilities for managing the measurements from our calorimeters. This software can be connected with the C 5000 (firmware 2.22), C 2000 (firmware 2.22), C 200 (firmware 2.0) as well as the new calorimeters C 6000 global standards, C 6000 isoperibol and C 1.

System requirements

Windows XP (SP2), Windows Vista, Windows 7, Windows 8 and at least one free USB or RS 232 (9 pin Sub-D (M)) serial interface. Processor with min. 1.6 GHz (single core-Processor); 2 GB RAM; 2.5 GB free hard-disc space; DVD-ROM-drive

Calorimeters | Consumables



Consumables for all Calorimeters

Name	Description	Ident. No.	Price
7	C 1.104 Water bath additive, 30 ml	20003598	\$ 73.-
8	C 710.4 Cotton thread, cut to length, 500 pcs.	1483700	\$ 73.-
9	C 710.8 Cotton thread, cut to length, thick, 500 pcs.	4579900	\$ 73.-
10	C 4 Quartz dish	1695500	\$ 43.-
11	C 5 Set of VA combustion crucibles, big, 25 pcs.	1749500	\$ 289.-
12	C 6 Quartz dish, big	0355100	\$ 103.-
13	C 710.2 Set of VA combustion crucibles, 25 pcs.	1483500	\$ 289.-
14	C 9 Gelatine capsules (Qty. 100 pcs.)	0749900	\$ 51.-
15	C 10 Acetobutyrate capsules. The non-hygroscopic capsules are recommended for samples containing volatile components and are mainly used for solvents. In addition, the capsule prevents splashing of the sample when igniting and supports decomposition through their additional energy (Qty. 100 pcs.)	0750000	\$ 221.-
16	C 12 Combustion bags, Polyethylene (PE), 40 x 35 mm, 100 pcs.	2201400	\$ 65.-
17	C 12 A Combustion bags, Polyethylene (PE), 70 x 40 mm, 100 pcs.	2201500	\$ 71.-
18	C 15 Parafilm strips, 45 x 3 mm, 600 pcs. for hard flammable or water containing samples	3131100	\$ 73.-
	C 16 Parafilm tape, 1000 x 50 mm	3801100	\$ 231.-
19	C 17 Paraffin, liquid, 30 ml	3801200	\$ 334.-
20	C 43 Benzoic acid, NIST 39j, 30 g High purity benzoic acid powder. Must be pressed into pellets before decomposition! Standard Reference Material with certificate from the "National Institute of Standards & Technology (NIST), USA	0750600	\$ 854.-
21	C 723 Benzoic acid, blister package, 0.5 g, 50 pcs. Pelleted and blister packaged IKA® standard benzoic acid tablets with IKA® - certified gross calorific value for the calibration of the calorimeter	3243000	\$ 42.-
22	C 723 Big pack Benzoic acid, blister package, 0.5 g, 450 pcs. Pelleted and blister packaged IKA® standard benzoic acid tablets with IKA® - certified gross calorific value for the calibration of the calorimeter	3717400	\$ 334.-
23	AOD 1.11 Control standard, 50 ml, for sulfur and chlorine. Mineral oil with known sulphur- and chlorine content. Includes detailed work-instructions and a certificate. Recommended for the following: to check the handling, decomposition procedure and the respective peripheral detection devices	3044000	\$ 247.-
24	AOD 1.12 Control standard, 50 ml, for fluorine and bromine. Mineral oil with known bromine and fluorine content. Includes detailed work-instructions and a certificate. Recommended for the following: to check the handling, decomposition procedure and the respective peripheral detection devices	3080200	\$ 349.-

C 1 and C 6000 consumables

Name	Description	Ident. No.	Price
1	C 1.103 Ignition wire, standard Kantal, 5 pcs., material: Kantal	4579300	\$ 51.-
2	C 1.123 Ignition wire, platinum, 2 pcs. Material: Platinum; These wires are recommended when your samples contain chlorine	4500200	\$ 166.-

C 200, C 2000, C 5000 consumables

Name	Description	Ident. No.	Price
3	C 5010.3 Ignition wire, spare, 5 pcs.	7122800	\$ 54.-
4	C 5012.3 Ignition wire, platinum, 2 pcs.	2994900	\$ 212.-
5	C 14 Combustible crucible, 100 pcs.	7224500	\$ 221.-
6	C 5003.1 Aqua Pro Stabilizing agent, 40 ml. Adjusts the conductivity of the water to achieve optimal performance of the calorimeter. Prevents growth of algae.	7207700	\$ 98.-

Industries & Applications



> Coal and Coke / Power Plants

Anthracite coal
Hard coal
Brown coal
Bituminous coal
Coke



> Petroleum

Jet fuel
Kerosene
Liquid fuels
Gasoline
Oil
Bio-fuels



> Cement

Coke
Tires
Animal flour
Mixed waste material



> Waste Management / Recycling

Tetra-pack
PVC powder
Printed circuit board
Lacquer
Waste solvent

> Food

Noodles
Dried fruit
Fish
Milk
Chocolate
Cheese



> Agriculture (Fodder)

Forage crops
Fodder for cats, dogs, cows, sheep, pigs, chicken
Animal urine and droppings



> Biomass

Wood
Wood pellets
Saw dust
Grass
Corn
Bio-fuels

Calorimeter Standards | History

Examples for calorimeter standards

GB/T 213	Calorie testing method of coal
ASTM D240	Standard test method for heat of combustion of liquid hydrocarbon fuels by bomb calorimeter
ASTM D4809	Standard test method for heat of combustion of liquid hydrocarbon fuels by bomb calorimeter (precision method)
ASTM D5865	Standard test method for gross calorific value of coal and coke
ASTM D5468	Standard test method for gross calorific and ash value of waste materials
ASTM E711	Standard test method for gross calorific value of refuse-derived fuel by bomb calorimeter
JIS M 8814	Coal and coke: determination of gross calorific value by the bomb calorimetric method and calculation of net calorific value
ISO 1928	Solid mineral fuels Determination of gross calorific value by the bomb calorimetric method and calculation of net calorific value
ISO 1716	Reaction to fire tests for building products
DIN EN ISO 9831	Animal feeding stuffs; animal products - feces or urine determination of gross calorific value
DIN EN 14582:2007	Characterization of waste - halogen and sulfur content oxygen combustion in closed systems and determination methods
DIN 51900 – 1	Testing of solid and liquid fuels - determination of gross calorific value by the bomb calorimeter and calculation of net calorific value Part 1: Principles, apparatus, methods
DIN 51900 – 2	Method using isoperibolic or static jacket calorimeter
DIN 51900 – 3	Method using adiabatic jacket

Calorimeter basics and brief history

A bomb calorimeter is used to measure the heat created by a sample burned under an oxygen rich atmosphere in a closed vessel, which is surrounded by water, under controlled conditions. The measurement result is called the combustion, calorific or BTU-value. The result allows one to make certain decisions regarding the quality, physiological, physical and chemical, as well as financial conclusions about the product.

The term "calorimeter" was first mentioned by Josef Black in 1770. One of the first calorimeters (ice-calorimeter / phase transition calorimeter) was developed by Lavoisier and Laplace around 1780. The calorimetric bomb is also called "Berthelotsche Bomb". Marcellin Berthelot developed the combustion of samples in a closed pressure resisting vessel into a standard method. He was the first to use pure oxygen at higher pressures to get a faster and more complete combustion (1885). In 1892, the first patent for a calorimeter to measure the heating value of gaseous fuel was given to Hugo Junkers, a German inventor and aircraft engineer. IKA® introduced their first bomb calorimeter in the 1920's. Since then our calorimeters have been continuously developed according to the latest standards and technologies.

There are many different types of calorimeters available on the market: Solution, DSC - Differential Scanning, Titration, Gas and Reaction Calorimeters.

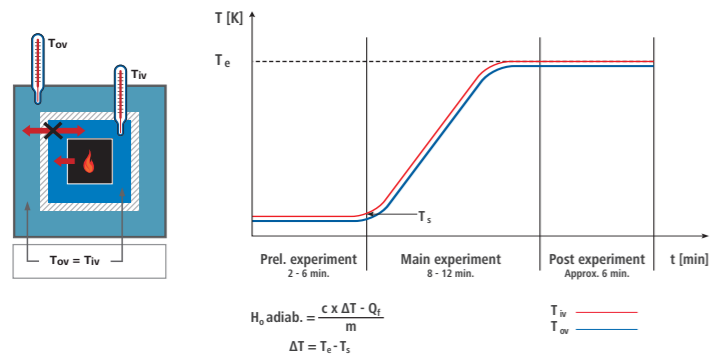
IKA® manufactures so called oxygen bomb - or combustion calorimeters.

About 1 g of solid or liquid matter is weighed into a crucible and placed inside a stainless steel container. The decomposition vessel or bomb is filled with 30 bar of oxygen (quality 3.5: technical oxygen 99.95 %). The sample is ignited for example through a cotton thread connected to a solid ignition wire inside the decomposition vessel and burned. During the combustion the core temperature in the crucible can reach 1000 °C, and the pressure rises as well. All organic matter is burned and oxidized under these conditions.

The heat created during the burning process can be determined using the static jacket, isoperibol, adiabatic or dynamic measurement procedure.

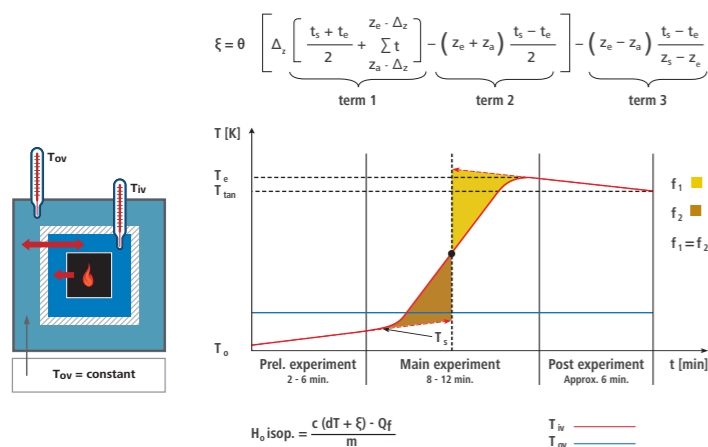
Adiabatic calorimeter

In an adiabatic calorimeter, the temperature in the outer vessel (T_{ov}) is equal to the temperature of the inner vessel (T_{iv}) throughout the experiment. This is as close to a "perfect isolation" as possible. The influence of the environment has to be minimized using air-conditioning to keep the room temperature as constant as possible. No correction calculations need to be done when compared with the isoperibolic calorimeter.



Isoperibol calorimeter

In an isoperibol calorimeter the temperature in the outer vessel (T_{ov}), is kept constant throughout the experiment. This does not allow a "perfect isolation". There are still small temperature fluctuations. The influence of the environment has to be minimized by using air-conditioning to keep the room temperature as constant as possible. A correction factor (Regnault-Pfaundler = ξ) will be calculated after the experiment that takes these temperature fluctuations into account.

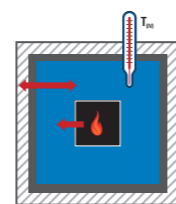


Dynamic calorimeter

The dynamic IKA® designed modes are basically short versions of the original adiabatic and/or isoperibolic measuring modes. The measurement results still conform to the required Relative Standard Deviation (RSD) of the official standards.

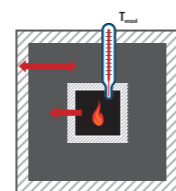
Static jacket calorimeter

In the C 1 static jacket calorimeter the outer vessel is a combination of the pressure chamber, insulating air and the housing of the unit itself. The jacket is not controlled nor filled with water. It acts static. Looking at the temperature profile of (T_{iv}), the C 1 behaves similar to an isoperibol calorimeter. The same correction calculations as in an isoperibol calorimeter according to "Regnault Pfaundler" can be applied.



Double Dry calorimeter

In the double dry calorimeter, the temperature increase is measured directly in the decomposition vessel. It is surrounded by a large aluminium block. The heat of combustion is thus measured directly, and not transferred as in the classical calorimeters into water in the inner vessel, which primarily takes time. This results, depending on the chosen preliminary test-time, in a measurement time of down to 3 minutes per experiment. The methodology is complying to ISO 1928. The actual measurement process is similar to an isoperibol measurement, but with a relatively large drift. The applied correction calculations here are IKA® specific.



Which calorimeter is most suitable for my application and requirements?

The main questions that should be answered are as follows:

1. How many experiments do you plan on conducting in a day?
2. Are there any standards that have to be followed, such as ISO, ASTM, DIN, GB, GOST etc.?
3. Do samples contain halogens and sulphur and in which concentration approximately?
4. Is it required to analyze the halogens and sulphur content after the calorimeter experiment has concluded?
5. Do you prefer any of the following methods: adiabatic, isoperibol, static jacket isoperibol, dry or dynamic?

How do I know my calorimeter is still in calibration?

Most customers operate their calorimeters with control charts. After calibrating the unit, check runs are performed with benzoic acid, for instance. The results of these check runs have to match the certified calorific value of the benzoic acid within a defined range. The definition of the range is laid out in standards and the frequency of doing these checks differs from one a day, to one after and before every sample. The control charts show the performance of the unit under the previously described circumstance over a long period of time.

How often do I have to calibrate the calorimeter?

The control chart also shows when a new calibration might be required.

Which is the max and min calorific value that I can measure with the calorimeter?

The max. allowed energy input into our calorimeters is 40,000 J. The calorific value of a sample is always expressed in energy per weight (J/g). Based on that information, you can adjust the weight of your sample such that it does not exceed 40,000 J. The energy amount created by the sample should not be significantly higher than the one obtained during calibration with benzoic acid. Our calorimeters do have a high measuring sensitivity and can detect low quantities of energy. For example, the ignition energy of 70 J can be measured with an absolute error of ± 20 J. The relative error rises naturally ($\pm 30\%$) hyperbolically the smaller the energy input is. If your sample has a very low calorific value you can also use combustion aids, since they add energy to the calorimeter to minimize the error.

When do I have to send the decomposition vessel to the high pressure inspection at IKA®?

We recommend checking the vessel after 1000 experiments or after 1 year of operation, whichever comes first. During the overall inspection process we perform both a high pressure and an operating pressure test. A new certificate will be issued for the vessel after it has passed both of these tests. More detailed information can be found in the manual of your calorimeter and/or the manual of your decomposition vessel. Alternatively, you can always contact our service department for further information and assistance.

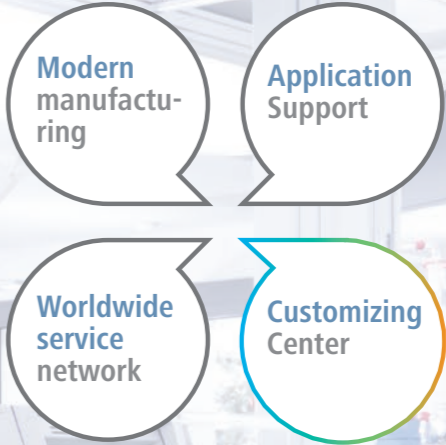
Where do I find a list of spare parts and how many of these do I need?

We offer sets of spare parts that include parts for 1000 experiments e.g. 1 year operation. The actual amount of spare parts can vary based on the application. If a specific spare part is required, you can find further information in the service section of the instruction manual. In addition, on our website (www.ika.com) in the service section you can download service drawings with detailed descriptions of each part. Alternatively, you can always contact our service department for further information and assistance.

How can I get the gross and net calorific value - easily explained?

A calorimeter measures the preliminary gross calorific value of the sample. To get the gross calorific value, correction calculations are required for the acids formed during the combustion. For instance, the method of titration used to obtain the amount of nitric acid and sulphuric acid are described in detail in the standard ISO 1928. To get to the net calorific value, further corrections need to be applied concerning the amount of water that was formed during the combustion from hydrogen. Based on the state (dry, analytical moisture, as received) your sample was in before combustion, further corrections may apply. Moistures are determined by drying the samples. The Hydrogen content is usually measured with an elemental analyzer. For a more detailed explanation, we ask you study the standards you might have to use depending on your application requirements.

IKA® offers more



Modern manufacturing

During manufacturing, IKA® focuses on high quality, not only with well-trained and experienced personnel, but also with standardized processes and quality checks.

The assembly of the printed circuit boards is fully automated and includes an automated 100% quality control check of every PCB.



Customizing Center

It is important that IKA® products work for your application. We are introducing a new program: product solutions tailored to your needs.

Should you not find the appropriate device in our standard product range, please send us your requested specifications through the online form. Our team will determine its feasibility and offer a solution to you.

Please visit www.ika.com/customizingcenter to review already implemented product modifications.



Worldwide service network – direct contact in your region

Our dedicated team of engineers provides comprehensive worldwide technical service. Please feel free to contact IKA® directly or your dealer in case of any service questions.

For spare parts IKA® guarantees 10 years of availability. In the event of an equipment malfunction or technical questions regarding devices, maintenance and spare parts, please call us at +1 800 733-3037 or send an email to service@ika.com



IKA® Application Support

Our Application Center spans 400 sqm and offers modern facilities for presenting and testing lab devices and processes. This brings us even closer to our customers and improves our service. Here, prospective buyers and customers can test processes that involve stirring, shaking, dispersing, grinding, heating, analyzing and distilling.

Call us at +1 800 733-3037 or send an email to sales@ika.net or visit our website at www.ika.com/applicationsupport



Prices valid until 31st of December 2016
All prices exclusive to VAT
Subject to alteration of prices
Subject to technical changes

IKA®+

Ordering made easy!

For more information about
our products and to place
your order, please visit:

www.ika.com

201512_Calorimeters_Brochure_EN_USD



[IKAworldwide](#) | [#lookattheblue](#)

IKA®-Works, Inc.
2635 Northchase Pkwy SE
Wilmington, NC 28405-7419
USA

Tel. +1 800-733-3037
Tel. +1 910 452-7059
Fax +1 910 452-7693

sales@ika.net
www.ika.com

IKA® German technology

